


# Enrich Your Musical Palette: Unlock the Secrets of Inversions and Superimpositions with the Ultimate Guide

In the realm of music, chords serve as the building blocks of harmony, providing a solid foundation for melodies to soar. However, venturing beyond the standard chord progressions can open up a world of sonic possibilities, transforming ordinary tunes into captivating masterpieces. This comprehensive guide, "Inversions and Superimpositions Over Popular Standard Chord Progressions Volume," delves deeply into these transformative techniques, empowering you to create sophisticated and unforgettable musical compositions.

## Chapter 1: The Power of Inversions

Chords consist of notes stacked in thirds, and flipping these notes upside down creates an inversion. This deceptively simple technique can dramatically alter the chord's character, introducing subtle nuances and fresh perspectives. Discover the three types of inversions and learn how to use them effectively to enhance your musical vocabulary.



## Arpeggios!: Inversions And Superimposition Over Popular Standard Chord Progressions, Volume 8

by Demar Irvine

★★★★★ 5 out of 5

Language : English

File size : 5549 KB

Screen Reader: Supported

Print length : 32 pages


Lending : Enabled

Item Weight : 7 ounces

Dimensions : 5.04 x 0.51 x 7.28 inches

FREE

DOWNLOAD E-BOOK

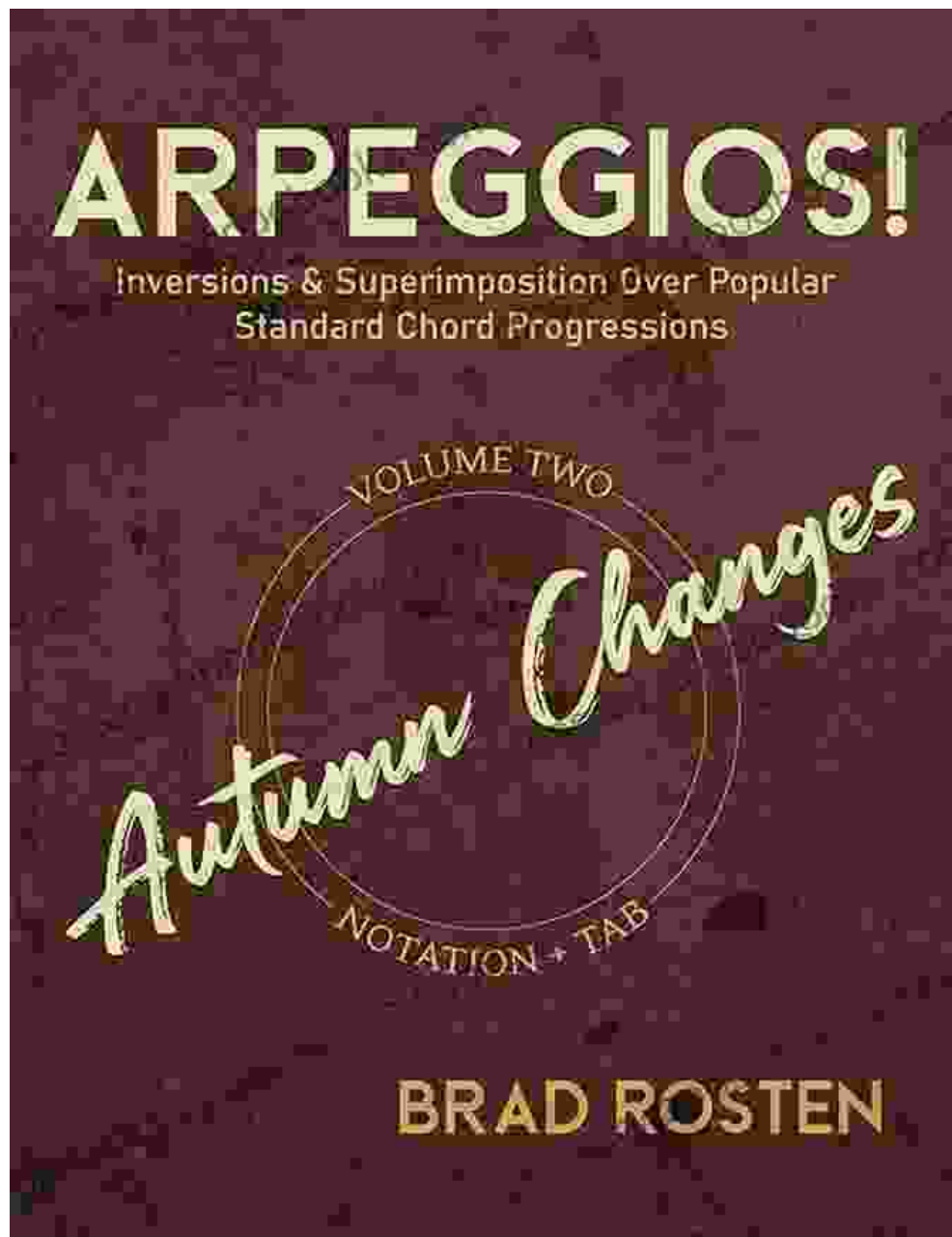


The diagram illustrates three positions of a G major chord on a treble clef staff in 4/4 time. The notes G, E, and C are shown in each position. The first position is the root position with G on the bottom. The second is the first inversion with E on the bottom. The third is the second inversion with C on the bottom. Stability is indicated above each position: "Stable & Strong" for the root position, "Slightly less stable" for the first inversion, and "Least stable" for the second inversion. A watermark "glossary.apoobooks.com" is visible across the diagram.

Position	Stability	Notes (bottom to top)
Root Position	"Stable & Strong"	G, E, C
1st Inversion	Slightly less stable	E, G, C
2nd Inversion	Least stable	C, E, G

## Chapter 2: Unlocking Superimpositions

Superimpositions involve adding non-chord tones to a chord, creating a richer and more complex sound. Explore various types of superimpositions, from suspensions to appoggiaturas, and master the art of resolving them gracefully. These techniques will elevate your compositions to new heights, adding layers of depth and intrigue.



### **Chapter 3: Applying Inversions and Superimpositions to Standard Chord Progressions**

With a solid foundation in inversions and superimpositions, embark on a journey through popular standard chord progressions. Learn how these techniques can transform familiar progressions into something

extraordinary. Discover hidden harmonies, uncover subtle nuances, and unleash your creativity to forge unforgettable musical moments.

The diagram illustrates the stability of different chord inversions. It shows three G major chords on a treble clef staff:

- Root Position:** Labeled "Stable & Strong". The notes are G (bottom), E, and C. Below it, it says "Chord root on the bottom".
- 1st Inversion:** Labeled "Slightly less stable". The notes are C (bottom), G, and E. Below it, it says "3rd of the chord on the bottom".
- 2nd Inversion:** Labeled "Least stable". The notes are E (bottom), C, and G. Below it, it says "5th of the chord on the bottom".

## Chapter 4: Practical Exercises and Compositional Tips

Theory alone is not enough; practice makes perfect. Dive into a series of carefully crafted exercises designed to enhance your understanding and solidify your grasp of inversions and superimpositions. Moreover, gain invaluable compositional tips and insights from seasoned musicians, helping you refine your technique and achieve the desired musical impact.

# HOW TO PRACTICE CHORD INVERSIONS




## **Chapter 5: Musical Applications in Various Genres**

Inversions and superimpositions are not confined to any particular musical genre. Explore how these techniques have been applied in diverse genres, from classical to jazz, blues to contemporary pop. Discover how these versatile tools can enhance any musical style, adding a touch of sophistication and originality to your compositions.



"Inversions and Superimpositions Over Popular Standard Chord Progressions Volume" is a comprehensive guide that empowers musicians of all levels to elevate their compositions to new heights. By mastering the techniques within these pages, you will unlock a world of harmonic possibilities, enriching your musical palette and leaving a lasting impression on your listeners. Embrace the journey and let your music soar to unprecedented levels of beauty and complexity.



## Arpeggios!: Inversions And Superimposition Over Popular Standard Chord Progressions, Volume 8

by Demar Irvine

★★★★★ 5 out of 5


Language : English

File size : 5549 KB  
Screen Reader : Supported  
Print length : 32 pages  
Lending : Enabled  
Item Weight : 7 ounces  
Dimensions : 5.04 x 0.51 x 7.28 inches



## Collection Of Handcrafted Plants For The Blackest Of Thumbs

Do you have a black thumb? Don't worry, you're not alone. Millions of people around the world struggle to keep plants alive. But that doesn't mean you...



## Classic Racing Mystery From The King Of Crime

Agatha Christie, the undisputed Queen of Crime, has crafted yet another captivating tale of murder, mystery, and intrigue in her latest novel, The...