


Teach Yourself How To Play Drums Free Audio Available Progressive

Have you always wanted to learn how to play drums? Maybe you've even tried a few lessons, but you just couldn't seem to get the hang of it. Well, don't give up! With the right approach, anyone can learn to play drums.



Drum Lessons: Teach Yourself How to Play Drums (Free Audio Available) (Progressive) by Robert Sprenkle

★★★★☆ 4.4 out of 5

Language	: English
File size	: 92427 KB
Text-to-Speech	: Enabled
Screen Reader	: Supported
Enhanced typesetting	: Enabled
Word Wise	: Enabled
Print length	: 191 pages
Lending	: Enabled
X-Ray for textbooks	: Enabled



This comprehensive guide will teach you everything you need to know to get started playing drums. We'll cover everything from basic hand and foot techniques to more advanced rhythms and fills. And the best part is, you can learn at your own pace with our free audio lessons.

Getting Started

The first step to learning how to play drums is to get yourself a drum set. If you don't have one, you can rent one from a music store or buy a used set

online. Once you have your drum set, you'll need to set it up properly.

The next step is to learn how to hold the drumsticks. There are two main ways to hold drumsticks: matched grip and traditional grip. Matched grip is the most common grip, and it's the one that we'll be teaching in this guide.

Once you have a good grip on the drumsticks, you can start learning how to play basic rhythms. We'll start with a simple 4/4 beat, which is the most common rhythm in popular music.

Basic Hand and Foot Techniques

Now that you know how to hold the drumsticks and play basic rhythms, it's time to learn some basic hand and foot techniques. These techniques will help you to play more complex rhythms and fills.

Some of the most important hand techniques include:

- Single strokes
- Double strokes
- Paradiddles
- Ruffs

Some of the most important foot techniques include:

- Single bass drum strokes
- Double bass drum strokes
- Heel-toe technique

- Slide technique

More Advanced Rhythms and Fills

Once you have mastered the basic hand and foot techniques, you can start learning more advanced rhythms and fills. These rhythms and fills will help you to add variety and interest to your playing.

Some of the most common advanced rhythms include:

- Triplets
- Sixteenth notes
- Thirty-second notes
- Polyrhythms

Some of the most common fills include:

- Single-stroke rolls
- Double-stroke rolls
- Paradiddles
- Ruffs

Free Audio Lessons

To help you learn how to play drums, we've created a series of free audio lessons. These lessons will teach you everything you need to know to get started, from basic hand and foot techniques to more advanced rhythms and fills.

To access the free audio lessons, simply click on the link below:

Free Audio Lessons

Progressive Learning


The best way to learn how to play drums is to take a progressive approach. This means starting with the basics and gradually working your way up to more advanced techniques. By following this approach, you'll be able to build a solid foundation and avoid getting overwhelmed.

Here is a suggested learning progression:

1. Learn how to hold the drumsticks and play basic rhythms.
2. Learn some basic hand and foot techniques.
3. Start learning more advanced rhythms and fills.
4. Practice regularly and apply what you've learned.

Learning how to play drums can be a challenging but rewarding experience. With the right approach and a little bit of practice, anyone can learn to play this amazing instrument.

So what are you waiting for? Grab a pair of drumsticks and start learning today!



Drum Lessons: Teach Yourself How to Play Drums (Free Audio Available) (Progressive) by Robert Sprenkle

★★★★☆ 4.4 out of 5

Language : English

File size : 92427 KB


Text-to-Speech : Enabled

Screen Reader : Supported
Enhanced typesetting : Enabled
Word Wise : Enabled
Print length : 191 pages
Lending : Enabled
X-Ray for textbooks : Enabled



Collection Of Handcrafted Plants For The Blackest Of Thumbs

Do you have a black thumb? Don't worry, you're not alone. Millions of people around the world struggle to keep plants alive. But that doesn't mean you...



Classic Racing Mystery From The King Of Crime

Agatha Christie, the undisputed Queen of Crime, has crafted yet another captivating tale of murder, mystery, and intrigue in her latest novel, The...