


# Unleash the Power of Jazz Chords on Guitar: Your Ultimate Guide to Mastering Jazz Harmony

Welcome to the world of jazz chords on guitar – a realm of harmonic sophistication and boundless musical expression. Whether you're a seasoned jazz player or an aspiring musician eager to expand your tonal palette, this comprehensive guide will empower you with the knowledge and skills to navigate the complex yet alluring terrain of jazz guitar chords.

This article will take you on a journey through the fascinating world of jazz chords, demystifying their construction, voicings, and application. Each section is carefully crafted to provide a clear understanding of the concepts, enabling you to incorporate them into your own playing and unlock the expressive possibilities of jazz music.



## Understanding Jazz Chords on Guitar: Learn the hows and whys of movable chords by Michael Shaw

★★★★☆ 4.6 out of 5

Language : English  
File size : 85117 KB  
Text-to-Speech : Enabled  
Enhanced typesetting : Enabled  
Word Wise : Enabled  
Lending : Enabled  
Screen Reader : Supported  
Print length : 198 pages

FREE

DOWNLOAD E-BOOK



## Understanding Jazz Chord Structure

Jazz chords are renowned for their extended and altered structures, which give them their characteristic rich and nuanced sound. Unlike traditional major and minor chords, jazz chords often incorporate additional notes called "extensions." These extensions add depth and complexity to the chord, creating unique harmonic colors.

20 Basic Jazz Chords for Guitar—Moveable Shapes! By Camden Hughes

© 2010 by www.LearnJazzStandards.com

Common jazz chord extensions include the 7th, 9th, 11th, and 13th. Each extension adds a specific interval to the basic chord, altering the overall sound. For instance, a 7th extension creates a dominant or half-diminished quality, while a 9th extension adds a sense of tension and dissonance.

## **Voicing Jazz Chords on Guitar**

Once you grasp the structure of jazz chords, the next step is mastering their voicing on the guitar. Voicing refers to the specific arrangement of the chord's notes on the fretboard. Different voicings offer varying degrees of harmonic richness, sonic density, and ease of execution.

There are countless ways to voice jazz chords on guitar. Some commonly used voicings include:

- **Closed Voicings:** The notes of the chord are played close together on the fretboard, resulting in a compact and blended sound.
- **Open Voicings:** The notes are spread out more widely, creating a more spacious and airy sound.
- **Drop Voicings:** The root of the chord is an octave lower than the other notes, giving the voicing a mellow and fuller sound.

Experimenting with different voicings is crucial to find the ones that suit your playing style and the musical context.

## **Applying Jazz Chords in Improvisation**

The real magic of jazz chords lies in their application during improvisation. Mastering jazz chords enables you to navigate chord progressions with

confidence, create melodic lines with depth and harmonic connection, and build captivating solos.


Here are some tips for using jazz chords in improvisation:

- **Target Chords:** Identify the target chords in the progression and focus your improvisational ideas around them.
- **Chord Tones:** Include chord tones (notes found in the chord) in your melodies to enhance their harmonic relevance.
- **Extending the Harmony:** Use extended chords to create tension and enrich your improvisational lines.
- **Dissonance:** Embrace dissonance in your improvisations to add complexity and interest.

Remember, the key to successful jazz improvisation is practice and experimentation. Experiment with different chords, voicings, and harmonic ideas to find your own unique voice on the guitar.

Understanding Jazz Chords On Guitar is not merely a book; it's a roadmap to unlocking the harmonic complexities and expressive power of jazz music. Embracing the knowledge and skills outlined in this article will provide you with a solid foundation for exploring jazz chords, incorporating them into your playing, and unleashing your potential as a jazz guitarist.

Whether you're a novice or an experienced musician, this comprehensive guide will empower you to navigate the world of jazz chords with confidence and elevate your guitar playing to new heights. Start your journey today and discover the boundless possibilities of jazz harmony!



## Understanding Jazz Chords on Guitar: Learn the hows and whys of movable chords by Michael Shaw


★★★★☆ 4.6 out of 5

Language : English  
File size : 85117 KB  
Text-to-Speech : Enabled  
Enhanced typesetting : Enabled  
Word Wise : Enabled  
Lending : Enabled  
Screen Reader : Supported  
Print length : 198 pages



## Collection Of Handcrafted Plants For The Blackest Of Thumbs

Do you have a black thumb? Don't worry, you're not alone. Millions of people around the world struggle to keep plants alive. But that doesn't mean you...



## Classic Racing Mystery From The King Of Crime

Agatha Christie, the undisputed Queen of Crime, has crafted yet another captivating tale of murder, mystery, and intrigue in her latest novel, The...

